1.10 Screw-in heating element G1½

Photograph shows brass-screw cap for protection type IP 65

Model C/Th/RE/3/G 1½, with thermostat, internally regulated

Application

For heating up:	surface load:
Fluids that do not attack steel.	
Hydraulic fluids or similar	1.5 W/cm²
heat transfer oil, quenching oil	2.3 W/cm²
in case of doubt - ask your oil supplier for the max. surface load	
fluids of similar viscosity to water	4.5 and 6.5 W/cm²

Design

3 tubular heating elements made of steel
35 mm unheated,
brass nipple G 1½,
thermostat 0 to 120°C, differential gap 3 K, single-pole
bright-galvanized steel-cap, IP 30 (see design and photo on page 1.2)

Electrical Connection

up to 3 000 W at 230 V single-phase current, single-pole thermostat switches directly
over 3 000 W at 230/400 V three-phase current, contactor necessary

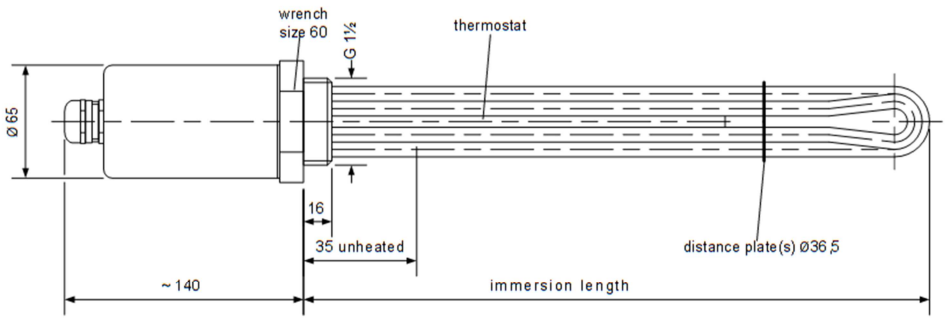

Special design

Other lengths, unheated areas, powers, voltages, thread G 2, protection type IP65 and other materials: stainless-steel mat.-no. 1.4541 (AISI 321) (AISI 321), 1.4571 (AISI 316Ti), 1.4828 (AISI 309), 2.4858 (alloy 825) are available.

Immersion length [mm] approx.	Power [Watt] approx.	Weight [kg] approx.	Article-no.	Immersion length [mm] approx.	Power [Watt] approx.	Article-no.
surface load 1.5 W/cm²				**surface load 2.3 W/cm²**		
455	1000	1.2	0110 0011	240	750	0110 0111
680	1500	1.7	0110 0021	455	1500	0110 0121
880	2000	2.0	0110 0031	680	2250	0110 0131
1100	2500	2.3	0110 0041	880	3000	0110 0141
surface load 1.5 W/cm²				**surface load 2.3 W/cm²**		
240	1500	0.9	0110 0211	330	3000	0110 0311
455	3000	1.2	0110 0221	455	4500	0110 0321
680	4500	1.7	0110 0231	605	6000	0110 0331
880	6000	2.0	0110 0241	755	7500	0110 0341
1100	7500	2.3	0110 0251	880	9000	0110 0351

P.O. Box 1160 • D-58803 Neuenrade, Germany • Phone +49 2392 6908 0 • E-Mail info[at]helios-heizelemente.de

1.11 Screw-in heating element G1½

Photograph shows cap for protection type IP 65

Model C/Th/a/RE/3/G 1½, with thermostat, externally regulated

Application	For heating up:	surface load:
	Fluids that do not attack steel.	
	Hydraulic fluids or similar	1.5 W/cm²
	heat transfer oil, quenching oil	2.3 W/cm²
	in case of doubt - ask your oil supplier for the max. surface load	
	fluids of similar viscosity to water	4.5 and 6.5 W/cm²
Design	3 tubular heating elements made of steel 35 mm unheated, brass nipple G 1½, thermostat 30 to 110°C, differential gap 5 K steel-cap, IP 30 (see design and photo on page 1.3)	
Electrical Connection	up to 3 000 W at 230 V single-phase current, single-pole thermostat switches directly over 3 000 W at 230/400 V three-phase current, three-pole thermostat switches directly	

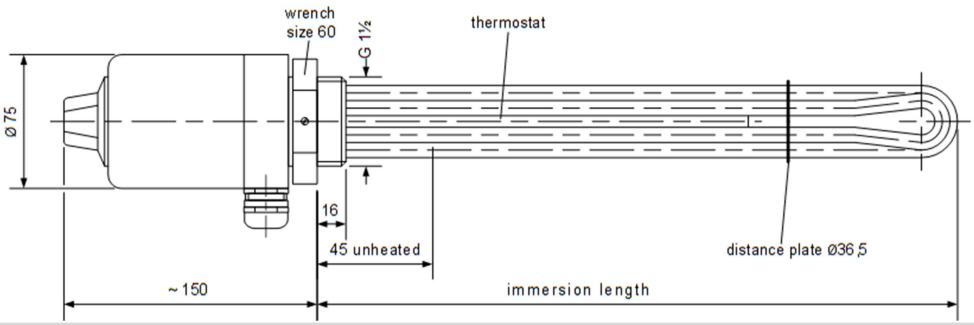

Special design Other lengths, unheated areas, powers, voltages, thread G 1¼ and G 2, protection type IP65, thermostat 0 to 85°C, thermostat 50 to 300°C and control light are available.

Immersion length [mm] approx.	Power [Watt] approx.	Weight [kg] approx.	Article-no.	Immersion length [mm] approx.	Power [Watt] approx.	Article-no.
surface load 1.5 W/cm²				**surface load 2.3 W/cm²**		
455	1000	1.2	0111 0011	240	750	0111 0111
680	1500	1.7	0111 0021	455	1500	0111 0121
880	2000	2.0	0111 0031	680	2250	0111 0131
1100	2500	2.3	0111 0041	880	3000	0111 0141
surface load 1.5 W/cm²				**surface load 2.3 W/cm²**		
240	1500	0.9	0111 0211	330	3000	0111 0311
455	3000	1.2	0111 0221	455	4500	0111 0321
680	4500	1.7	0111 0231	605	6000	0111 0331
880	6000	2.0	0111 0241	755	7500	0111 0341
1100	7500	2.3	0111 0251	880	9000	0111 0351

1.12 Screw-in heating element G 2

Model C/RE/ThO/2/G 2, with thermostat, internally regulated

Application	For heating up: Fluids that do not attack steel. Hydraulic fluids or similar heat transfer oil, quenching oil in case of doubt - ask your oil supplier for the max. surface load	surface load: 1.0 W/cm² 4.0 W/cm²
Design	2 tubular heating elements made of steel, coiled 40 mm unheated, steel nipple G 2, thermostat 0 to 120°C, differential gap 3 K, single-pole steel-cap, IP 65	
Electrical Connection	230 V single-phase current or 400 V (2~) two-phase current, single-pole thermostat switches directly	

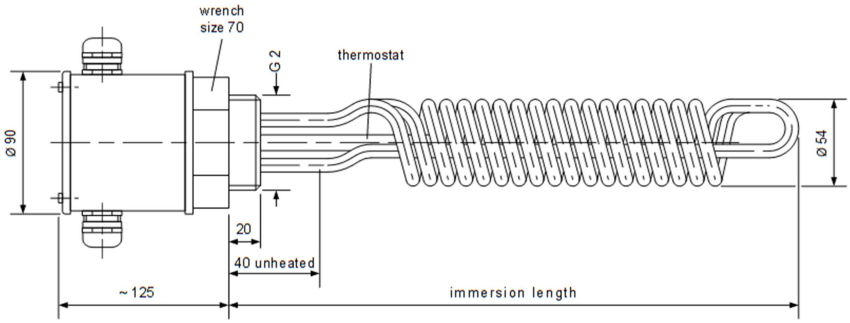

Special design

Other lengths, unheated areas, powers, voltages, and other materials for example: stainless-steel mat.-no. 1.4541 (AISI 321), 1.4571 (AISI 316Ti) and 1.4828 (AISI 309) are available.

thermostat 100 to 190°C, differential gap 5 K, single-pole is available

Immersion length [mm] approx.	Weight [kg] approx.	Voltage	Power [Watt]	Article-no.	Power [Watt]	Article-no.
			surface load 1 W/cm²		**surface load 4 W/cm²**	
290	2.1	230 V	700	0112 0011	2800	0112 0111
390	2.3	230 V	1000	0112 0021	4000	0112 0121
460	2.6	400 V (2~)	1250	0112 0031	5000	0112 0131
530	2.9	400 V (2~)	1500	0112 0041	6000	0112 0141

P.O. Box 1160 • D-58803 Neuenrade, Germany • Phone +49 2392 6908 0 • E-Mail info[at]helios-heizelemente.de